




**PORSCHE**

---

**Vehicle information**

***Panamera 4***

**S-GO 615E**



**→ Individual options**

**→ Standard options**

**→ Technical data**

**→ Vehicle pictures**



*Panamera*



# Panamera 4 E-Hybrid

**Your dream becomes reality**




Porsche Code: PSGGXMN9

Visit the following link to view your configuration: <https://configurator.porsche.com/porsche-code/PSGGXMN9>







## Panamera 4 E-Hybrid




### Exterior Colours & Wheels

Category	Option	Option code	Price
<b>Exterior Colour</b>	 Carrara White Metallic	2Y	
<b>Wheels</b>	 21-inch 911 Turbo Design wheels	09H	
<b>Wheel Accessories</b>	 Wheel centre set with full-colour Porsche Crest	1NP	

### Interior Colours & Seats




Category	Option	Option code	Price
<b>Interior Colours &amp; Materials</b>	 Leather interior in Black, smooth-finish leather	A0	
<b>Seats</b>	 Adaptive Sports seats in front (18-way, electric) with memory package	Q1J	
	 4+1 Seats	5KA	
	 Seat Heating (rear)	4A4	

### Exterior Options




Category	Option	Option code	Price
<b>Exterior design</b>	 Side Window Trims in black (high-gloss) Exclusive Manufaktur	QJ4	
<b>Lettering and decals</b>	 Model designation painted in Black (high-gloss) Exclusive Manufaktur	ONC	
	 'PORSCHE' logo painted in Black (high-gloss) Exclusive Manufaktur	KQ2	



## Panamera 4 E-Hybrid

Category	Option	Option code	Price
<b>Powertrain &amp; Performance</b>	 Rear-axle steering	0N5	
	Porsche Active Ride	1P8	
	 Sports exhaust system including sports tailpipes in Dark Bronze Exclusive Manufaktur	0P9	
	8-speed Porsche Doppelkupplung (PDK)	G1G	Standard Equipment
<b>Lights &amp; Vision</b>	Tinted HD-Matrix LED Headlights Exclusive Manufaktur	8JU	
	 Thermally and noise insulated glass including privacy glass	VW6	

## Interior Options

Category	Option	Option code	Price
<b>Steering wheel, gearshift/selector lever</b>	 Heated GT Sports steering wheel	2PJ	
<b>Interior design</b>	 Roof lining in Race-Text	6NN	
	Roof lining grab handles Race-Text   Kalahari Exclusive Manufaktur	ALE	
	 Side Airbags in rear compartment	4X4	
	Fixed luggage compartment cover	3U7	
	Fixed luggage compartment cover Race-Text   Kalahari Exclusive Manufaktur	AGY	

## Technology

Category	Option	Option code	Price
<b>Assistance systems</b>	 Remote ParkAssist	FT1	

Panamera



## Panamera 4 E-Hybrid



Porsche InnoDrive with Active Lane Keeping

P2C



Lane Change Assist

7Y8

### Comfort & everyday usability



Head-Up Display

KS1



Porsche Entry

4F2



Soft-close doors

GZ2

Air Quality System

2V3



Four-zone automatic climate control

9AH

### Infotainment

Passenger Display

JH2



BOSE® Surround Sound System

9VL



# Panamera 4 E-Hybrid

## Standard Equipment

### Wheels

---

- 19-inch Panamera wheels

### Painted Wheels

---

- Wheel centre set with monochrome Porsche Crest

### Wheel Accessories

---

- Anti-theft wheel bolts
- Tyre Pressure Monitoring System (TPM)
- Tyre Mobility Set

### Seats

---

- Comfort seats front (8-way, electric)
- Individual rear seats
- Seat heating (front)
- ISOFIX fastening system, rear

### Exterior design

---

- Sideskirts
- Exterior Mirror Lower Trims painted in Exterior Colour including Mirror Base painted in Black (high-gloss)
- Side Window Trims in Silver colour (high-gloss)
- Without SportDesign Package
- Door handles painted in exterior colour
- Automatic tailgate
- Limousine
- Active bonnet

### Roof and transport systems

---

- Aluminum roof

### Lettering and decals

---

- 'PORSCHE' logo in Silver colour (high-gloss)
- Silver coloured model designation (high-gloss)

### Powertrain & Performance

---

- 2.9 litre twin-turbo V6 engine / electric machine
- Four-wheel drive
- Sport Chrono Package
- Exhaust system with twin single-tube tailpipes outside left and right in brushed stainless steel
- Power steering plus



## Panamera 4 E-Hybrid

- Brake system with brake calipers in Black
- 80 litre fuel tank
- Starter battery
- Lithium-ion battery
- Adaptive Air Suspension including Porsche Active Suspension Management (PASM)
- 8-speed Porsche Doppelkupplung (PDK)

### Lights & Vision

---

- Matrix LED Headlights
- Three-dimensional taillight strip
- Automatically dimming interior and exterior mirrors
- Automatically dimming exterior mirrors

### Interior packages & decors/materials

---

- Interior package Diamar Silvershade
- Accent Package black
- Standard interior in Black

### Seatbelts & Seat Design

---

- Head rests
- Seat belts

### Steering wheel, gearshift/selector lever

---

- Sports steering wheel with Mode-switch
- PDK gear changer lever

### Interior design

---

- Compass instrument dial/Sport Chrono stopwatch instrument dial black
- Fabric roof lining
- Airbags
- Side airbags in the front
- Pedals and footrest in Black
- Door sill guards in aluminium with model designation
- Sun visors for driver and front passenger
- Flexible luggage compartment roller cover
- Floor mats

### Assistance systems

---

- Traffic sign recognition
- ParkAssist (front and rear) with visual and audible warning
- Reversing camera
- Lane Keeping Assist
- Active Speed Limit Assist
- Warn and Brake Assist incl. Pedestrian protection
- Emergency call systems eCall and bCall
- Driver Awareness Detection

*Panamera*



## Panamera 4 E-Hybrid

### Comfort & everyday usability

---

- Driver Memory Package
- Alarm system with interior surveillance
- Particle/pollen filter with active carbon filter
- Two-zone automatic climate control, incl. parking pre-climatisation
- Non-smoking package
- Alcohol Interlock preparation

### Infotainment

---

- Smartphone compartment with wireless charging (up to 15W)
- Digital radio
- Sound Package Plus
- Smartphone integration

### Charging & Range

---

- Fuel/charging cover
- On-Board AC-Charger with 11 kW
- Charging Cable (Mode 3) 7,5 m





## Panamera 4 E-Hybrid

### Technical Data

#### Power unit

Number of cylinders	6
Bore	84.5 mm
Stroke	86.0 mm
Displacement	2,894 cm <sup>3</sup>
Power (kW)	224 kW
Power (PS)	304 PS
RPM range maximum power	5,400 - 6,700 1/min
Maximum engine speed	6,800 1/min
Max. torque	420 Nm
RPM range maximum torque	1,900 - 4,800 1/min
Power Electric Motor (kW)	140 kW
Power Electric Motor (PS)	190 PS
Torque Electric Motor	450 Nm
Power combined (kW)	346 kW
Power combined (PS)	470 PS
Torque combined	650 Nm
Max. output per liter (kW/l)	74.00 kW/l
Max. output per liter (PS/l)	101.00 PS/l

#### Consumption/Emissions WLTP

Fuel consumption weighted (PHEV model range)	1.4 - 1.0 l/100 km
Fuel consumption combined (sustaining) (model range)	10.3 - 9.2 l/100 km
CO <sub>2</sub> -emissions combined weighted (WLTP)	32 - 23 g/km

Panamera



## Panamera 4 E-Hybrid

Electrical consumption combined (depleting) (model range)	310 - 276 Wh/km
---	-----------------

Electrical consumption combined (weighted) (model range)	276 - 254 Wh/km
--	-----------------

### Sound level (type approved based on UN-R 51)

Sound level of stationary vehicle	80 dB(A)
-----------------------------------	----------

Sound level of stationary vehicle (rpm)	3,750 1/min
---	-------------

Sound level of passing vehicle	67 dB(A)
--------------------------------	----------

### Consumption/Emissions (ECE)

Fuel consumption combined	1.8 l/100 km
---------------------------	--------------

Electrical consumption combined	26.9 kWh/100 km
---------------------------------	-----------------

CO2 emissions combined	40 g/km
------------------------	---------

### Electric driving

Electric range combined (ECE)	96 km
-------------------------------	-------

Electrical top speed	140 km/h
----------------------	----------

### Charging

Gross battery energy content	25.9 kWh
------------------------------	----------

Net battery energy content	21.8 kWh
----------------------------	----------

Charging time for alternating current (AC) with 9.6 kW (0 to up to 100 %)	3.25 h
---	--------

Charging time for alternating current (AC) with 11 kW (0 to up to 100 %)	2.7 h
--	-------

### Body

Length	5,052 mm
--------	----------

Width	1,937 mm
-------	----------

Width (with mirrors)	2,165 mm
----------------------	----------

Panamera



## Panamera 4 E-Hybrid

Height	1,419 mm
Wheelbase	2,950 mm
Turning circle	11.9 m
Unladen weight (DIN)	2,230 kg
Unladen weight (EU)	2,305 kg
Permissible gross weight	2,825 kg
Maximum load	595 kg
Maximum permissible roof load with Porsche roof transport system	75 kg

### Capacities

Open luggage compartment volume (up to the upper edge of the rear seats)	430 l
Largest luggage compartment volume (behind front seats, up to roof)	1,264 l

### Performance

Top speed	280 km/h
Acceleration 0 - 100 km/h with Sport Chrono Package	4.1 s
Acceleration 0 - 160 km/h with Sport Chrono Package	10.0 s
Acceleration 0 - 200 km/h with Sport Chrono Package	16.2 s
In-gear acceleration (80-120km/h) (50-75 mph) with Sport Chrono Package	2.8 s

### Terrain features

Slope angle, front/rear air suspension (normal ride height)	12.6 - 16.0 °
Ramp break over angle air suspension (normal ride height)	10.8 °
Max. ground clearance air suspension (normal ride height)	131 mm

*Panamera*




## Panamera 4 E-Hybrid



*Panamera*



## Panamera 4 E-Hybrid



*Panamera*



## Panamera 4 E-Hybrid

