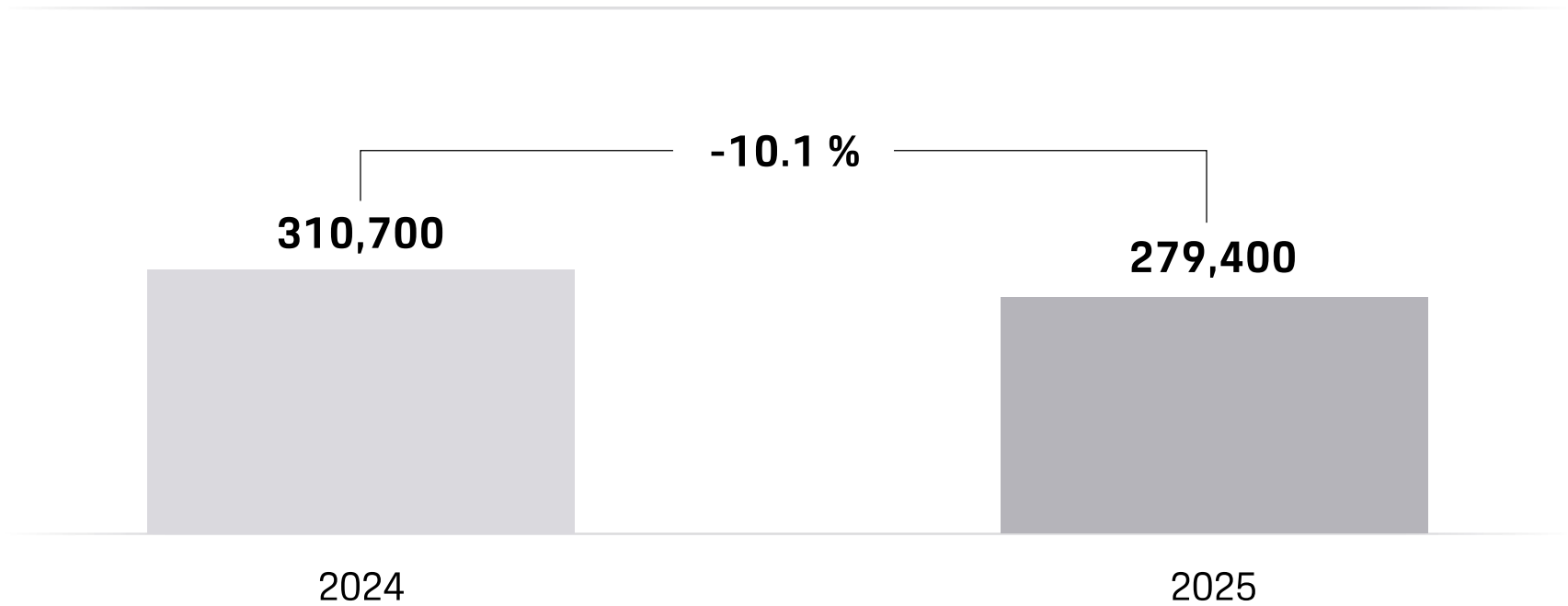


DELIVERIES

2024 VS. 2025

VEHICLES DELIVERED TO CUSTOMERS

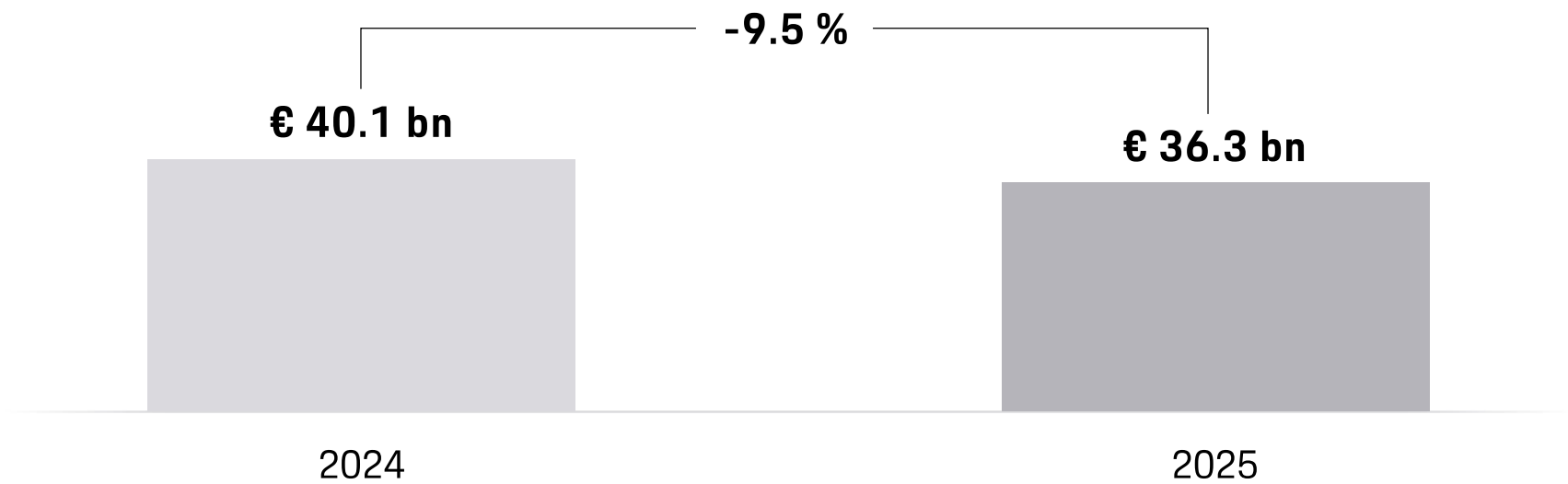


PORSCHE
ANNUAL PRESS
CONFERENCE

SALES REVENUE

GROUP – 2024 VS. 2025

GROUP SALES REVENUE

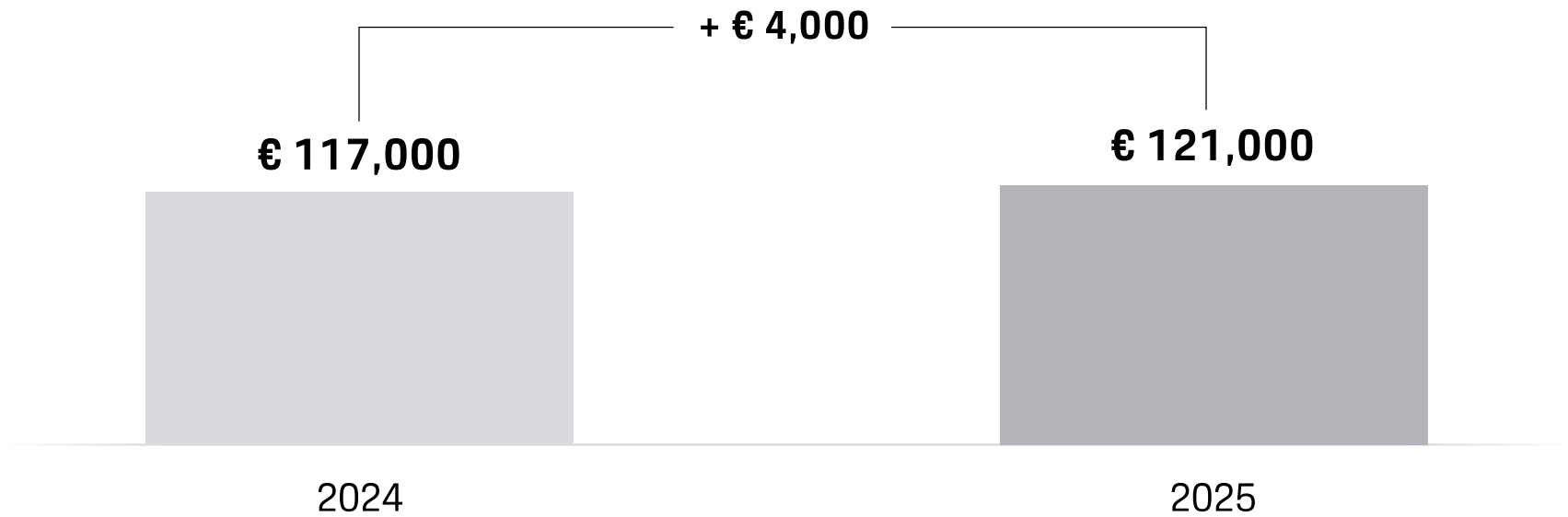


PORSCHE
ANNUAL PRESS
CONFERENCE

REVENUE PER VEHICLE

2024 VS. 2025

REVENUE PER VEHICLE SOLD



PORSCHE
ANNUAL PRESS
CONFERENCE

OPERATING PROFIT & RETURN ON SALES

2025

€ 413 m

1.1 %

GROUP OPERATING PROFIT
(2024: € 5.64 bn)

GROUP RETURN ON SALES
(2024: 14.1 %)

PORSCHE
ANNUAL PRESS
CONFERENCE

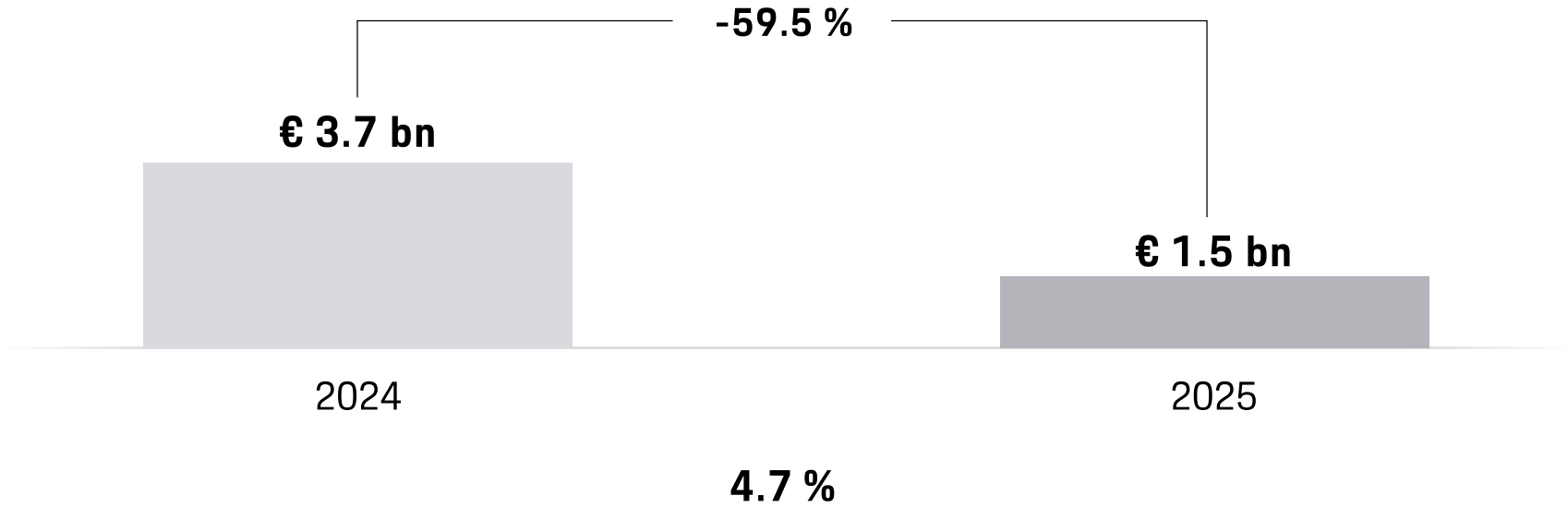


911 Turbo S Cabriolet (WLTP)*: Fuel consumption combined: 11.8 – 11.7 l/100 km; CO₂ emissions combined: 267 – 265 g/km; CO₂ class: G; Status 3/26

NET CASH FLOW

2024 VS. 2025

AUTOMOTIVE NET CASH FLOW



AUTOMOTIVE NET CASH FLOW MARGIN 2025

DIVIDEND 2025

PROPOSED

PORSCHE
ANNUAL PRESS
CONFERENCE



€ 1.00

PER ORDINARY SHARE

€ 1.01

PER PREFERRED SHARE

OUTLOOK 2026

OUTLOOK 2026

PORSCHE
ANNUAL PRESS
CONFERENCE



€ 35 - 36 bn

GROUP SALES REVENUE
(est.)

911 Turbo S Cabriolet (WLTP)*: Fuel consumption combined: 11.8 – 11.7 l/100 km; CO₂ emissions combined: 267 – 265 g/km; CO₂ class: G; Status 3/26

OUTLOOK 2026

OUTLOOK 2026

PORSCHE
ANNUAL PRESS
CONFERENCE



5.5 - 7.5 %

GROUP RETURN ON
SALES (est.)

3 - 5 %

AUTOMOTIVE NET
CASH FLOW MARGIN (est.)

911 Turbo S (WLTP)*: Fuel consumption combined: 11.8 – 11.5 l/100 km; CO₂ emissions combined: 266 – 261 g/km; CO₂ class: G; Status 3/26
911 Turbo S Cabriolet (WLTP)*: Fuel consumption combined: 11.8 – 11.7 l/100 km; CO₂ emissions combined: 267 – 265 g/km; CO₂ class: G; Status 3/26