



PORSCHE

Vehicle information

Panamera 4

S-GO 603E



➔ Individual options

➔ Standard options

➔ Technical data

➔ Vehicle pictures



Panamera



Panamera 4 E-Hybrid Executive

Your dream becomes reality



Porsche Code: PSF7FWL3

Visit the following link to view your configuration: <https://configurator.porsche.com/porsche-code/PSF7FWL3>






Panamera 4 E-Hybrid Executive





Exterior Colours & Wheels

Category	Option	Option code	Price
Exterior Colour	 Montego Blue Metallic	I5	
Wheels	 21-inch Panamera Exclusive Design wheels Exclusive Manufaktur	58F	

Interior Colours & Seats




Category	Option	Option code	Price
Interior Colours & Materials	 Leather interior in Black, smooth-finish leather	A0	
Seats	 Comfort seats in front (14-way, electric) with memory package	Q2J	
	 Massage function (front and rear) including seat ventilation (front and rear)	4D2	

Exterior Options






Category	Option	Option code	Price
Exterior design	 Side Window Trims in black (high-gloss) Exclusive Manufaktur	QJ4	
	Exclusive Design fuel filler cap Exclusive Manufaktur	2W6	
Lettering and decals	 Model designation painted in Black (high-gloss) Exclusive Manufaktur	0NC	
	 'PORSCHE' logo painted in Black (high-gloss) Exclusive Manufaktur	KQ2	
Powertrain & Performance	 Rear-axle steering	0N5	



Panamera 4 E-Hybrid Executive

	Porsche Active Ride	1P8	
	 Sports exhaust system including sports tailpipes in Dark Bronze Exclusive Manufaktur	0P9	
	8-speed Porsche Doppelkupplung (PDK)	G1G	Standard Equipment
Lights & Vision	Tinted HD-Matrix LED Headlights Exclusive Manufaktur	8JU	
	 Exclusive Design Taillights Exclusive Manufaktur	8VQ	
	 Thermally and noise insulated glass including privacy glass	VW6	

Interior Options









Category	Option	Option code	Price
Interior packages & decors/materials	 Storage Package	QE1	
Seatbelts & Seat Design	 Porsche Crest on headrests (in conjunction with comfort pillows in the rear) Exclusive Manufaktur	3J3	
Steering wheel, gearshift/selector lever	 Heated GT Sports steering wheel	2PJ	
Interior design	 Roof lining in Race-Tex	6NN	
	Roof lining grab handles Race-Tex Kalahari Exclusive Manufaktur	ALE	
	Door sill guards in brushed aluminium, illuminated Exclusive Manufaktur	VT2	
	 Porsche Crest embossed on armrests Exclusive Manufaktur	6E2	
	Fixed luggage compartment cover Race-Tex Kalahari Exclusive Manufaktur	AGY	

Technology

Panamera



Panamera 4 E-Hybrid Executive

Category	Option	Option code	Price
Assistance systems	 Remote ParkAssist	FT1	
	 Porsche InnoDrive with Active Lane Keeping	P2C	
	 Lane Change Assist	7Y8	
Comfort & everyday usability	 Head-Up Display	KS1	
	 Porsche Entry	4F2	
	 Soft-close doors	GZ2	
	Air Quality System	2V3	
	 Smoking package	9JB	
Infotainment	Passenger Display	JH2	
	 BOSE® Surround Sound System	9VL	



Panamera 4 E-Hybrid Executive

Standard Equipment

Wheels

- 19-inch Panamera wheels

Painted Wheels

- Wheel centre set with monochrome Porsche Crest

Wheel Accessories

- Anti-theft wheel bolts
- Tyre Pressure Monitoring System (TPM)
- Tyre Mobility Set

Seats

- Comfort seats front (8-way, electric)
- Individual comfort rear seats (eight-way, electric) with memory package
- Seat Heating (front and rear)
- ISOFIX fastening system, rear

Exterior design

- Sideskirts with high-gloss silver-coloured trims
- Exterior Mirror Lower Trims painted in Exterior Colour including Mirror Base painted in Black (high-gloss)
- Side Window Trims in Silver colour (high-gloss)
- Without SportDesign Package
- Door handles painted in exterior colour
- Automatic tailgate
- Limousine
- Active bonnet

Roof and transport systems

- Panoramic roof system

Lettering and decals

- 'PORSCHE' logo in Silver colour (high-gloss)
- Silver coloured model designation (high-gloss)

Powertrain & Performance

- 2.9 litre twin-turbo V6 engine / electric machine
- Four-wheel drive
- Sport Chrono Package
- Exhaust system with twin single-tube tailpipes outside left and right in brushed stainless steel
- Power steering plus



Panamera 4 E-Hybrid Executive

- Brake system with brake calipers in Black
- 80 litre fuel tank
- Starter battery
- Lithium-ion battery
- Adaptive Air Suspension including Porsche Active Suspension Management (PASM)
- 8-speed Porsche Doppelkupplung (PDK)

Lights & Vision

- Matrix LED Headlights
- Three-dimensional taillight strip
- Automatically dimming interior and exterior mirrors
- Automatically dimming exterior mirrors

Interior packages & decors/materials

- Interior package Diamar Silvershade
- Accent Package black
- Standard interior in Black

Seatbelts & Seat Design

- Seat belts
- Comfort pillows in the rear

Steering wheel, gearshift/selector lever

- Sports steering wheel with Mode-switch
- PDK gear changer lever

Interior design

- Compass instrument dial/Sport Chrono stopwatch instrument dial black
- Fabric roof lining
- Airbags
- Side Airbags (front and rear)
- Pedals and footrest in Black
- Door sill guards in aluminium with model designation
- Sun visors for driver and front passenger
- Fixed luggage compartment cover
- Floor mats

Assistance systems

- Traffic sign recognition
- ParkAssist (front and rear) with visual and audible warning
- Reversing camera
- Lane Keeping Assist
- Active Speed Limit Assist
- Warn and Brake Assist incl. Pedestrian protection
- Emergency call systems eCall and bCall
- Driver Awareness Detection

Panamera



Panamera 4 E-Hybrid Executive

Comfort & everyday usability

- Driver Memory Package
- Four-zone automatic climate control, incl. parking pre-climatisation
- Electric roll-up sunblind for behind rear compartment and electric roll-up sunblinds for rear side windows
- Alarm system with interior surveillance
- Particle/pollen filter with active carbon filter
- Non-smoking package
- Alcohol Interlock preparation

Infotainment

- Smartphone compartment with wireless charging (up to 15W)
- Digital radio
- Sound Package Plus
- Smartphone integration

Charging & Range

- Fuel/charging cover
- On-Board AC-Charger with 11 kW
- Charging Cable (Mode 3) 7,5 m
- 230V socket in luggage compartment



Panamera 4 E-Hybrid Executive

Technical Data

Power unit

Number of cylinders	6
Bore	84.5 mm
Stroke	86.0 mm
Displacement	2,894 cm ³
Power (kW)	224 kW
Power (PS)	304 PS
RPM range maximum power	5,400 - 6,700 1/min
Maximum engine speed	6,800 1/min
Max. torque	420 Nm
RPM range maximum torque	1,900 - 4,800 1/min
Power Electric Motor (kW)	140 kW
Power Electric Motor (PS)	190 PS
Torque Electric Motor	450 Nm
Power combined (kW)	346 kW
Power combined (PS)	470 PS
Torque combined	650 Nm
Max. output per liter (kW/l)	74.00 kW/l
Max. output per liter (PS/l)	101.00 PS/l

Consumption/Emissions WLTP

Fuel consumption weighted (PHEV model range)	1.4 - 1.0 l/100 km
Fuel consumption combined (sustaining) (model range)	10.3 - 9.4 l/100 km
CO ₂ -emissions combined weighted (WLTP)	32 - 24 g/km

Panamera



Panamera 4 E-Hybrid Executive

Electrical consumption combined (depleting) (model range)	312 - 281 Wh/km
---	-----------------

Electrical consumption combined (weighted) (model range)	278 - 259 Wh/km
--	-----------------

Sound level (type approved based on UN-R 51)

Sound level of stationary vehicle	80 dB(A)
-----------------------------------	----------

Sound level of stationary vehicle (rpm)	3,750 1/min
---	-------------

Sound level of passing vehicle	67 dB(A)
--------------------------------	----------

Consumption/Emissions (ECE)

Fuel consumption combined	1.8 l/100 km
---------------------------	--------------

Electrical consumption combined	26.9 kWh/100 km
---------------------------------	-----------------

CO2 emissions combined	40 g/km
------------------------	---------

Electric driving

Electric range combined (ECE)	96 km
-------------------------------	-------

Electrical top speed	140 km/h
----------------------	----------

Charging

Gross battery energy content	25.9 kWh
------------------------------	----------

Net battery energy content	21.8 kWh
----------------------------	----------

Charging time for alternating current (AC) with 9.6 kW (0 to up to 100 %)	3.25 h
---	--------

Charging time for alternating current (AC) with 11 kW (0 to up to 100 %)	2.7 h
--	-------

Body

Length	5,202 mm
--------	----------

Width	1,937 mm
-------	----------

Width (with mirrors)	2,165 mm
----------------------	----------



Panamera 4 E-Hybrid Executive

Height	1,425 mm
Wheelbase	3,100 mm
Turning circle	12.4 m
Unladen weight (DIN)	2,325 kg
Unladen weight (EU)	2,400 kg
Permissible gross weight	2,805 kg
Maximum load	480 kg

Capacities

Open luggage compartment volume (up to the upper edge of the rear seats)	430 l
Largest luggage compartment volume (behind front seats, up to roof)	1,385 l

Performance

Top speed	280 km/h
Acceleration 0 - 100 km/h with Sport Chrono Package	4.2 s
Acceleration 0 - 160 km/h with Sport Chrono Package	10.3 s
Acceleration 0 - 200 km/h with Sport Chrono Package	16.7 s
In-gear acceleration (80-120km/h) (50-75 mph) with Sport Chrono Package	2.9 s

Terrain features

Slope angle, front/rear air suspension (normal ride height)	12.6 - 16.0 °
Ramp break over angle air suspension (normal ride height)	10.2 °
Max. ground clearance air suspension (normal ride height)	131 mm

Panamera




Panamera 4 E-Hybrid Executive



Panamera



Panamera 4 E-Hybrid Executive



Panamera



Panamera 4 E-Hybrid Executive

