

# Panamera 4S E-Hybrid



## > Technical specifications



**2,894 cm<sup>3</sup>**  
V6 biturbo with plug-in technology



**412 kW (560 PS)**  
at 5,750 – 6,800 1/min



**2,225 kg**  
Empty weight according to DIN



**2.2 – 2.0 l/100 km**  
Combined fuel consumption



**18.1 – 17.4 kWh/100 km**  
Combined electricity consumption



**298 km/h**  
Top speed



**750 Nm**  
at 1,400 – 4,500 1/min



**2,750 kg**  
Maximum weight allowed



**51 – 47 g/km**  
Combined CO<sub>2</sub> emissions



**61 – 64 km**  
Electric range  
(NEDC)

### Acceleration

0 – 60 mph **3.5 s\***

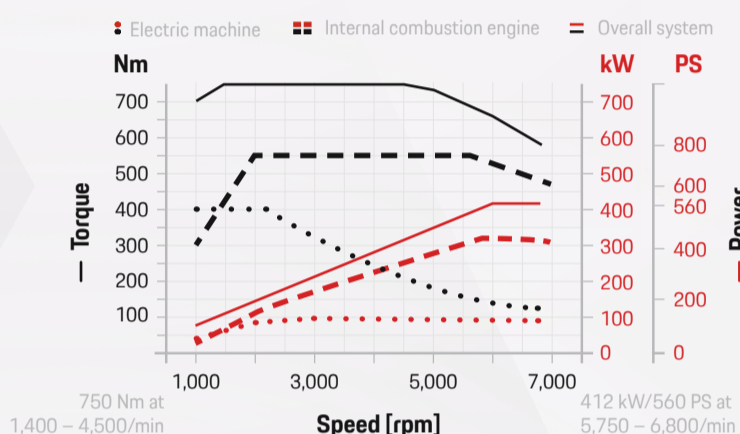
0 – 100 km/h **3.7 s\***

0 – 160 km/h **8.6 s\***

0 – 200 km/h **13.6 s\***

\*with Sport Plus

### Power and torque



## > Dimensions



Height: 1,423 mm



Wheelbase: 2,950 mm

Length: 5,049 mm

Width: 1,937 mm  
Width with mirrors: 2,165 mm

Front gauge: 1,657 mm  
Rear gauge: 1,639 mm

## > Highlights


**» 440 PS | 550 Nm**

Power and torque of the 2.9-liter V6 biturbo engine.




**17.9 kWh** «

Energy content of the liquid-cooled lithium-ion battery.



**» 136 PS | 400 Nm**

Power and torque of the electric motor integrated in the eight-speed dual clutch transmission.



**6** «

Number of driving modes with an optimized operating strategy to improve the electric driving experience and for more efficient energy utilisation.



**» 375 mm**

Diameter of the new multifunction sports steering wheels.



Three new wheels in 20 and 21 inches on offer.

**+3** «

**» “With the new Panamera 4S E-Hybrid, Porsche is consistently pursuing the E-Performance strategy. The purely electric range and the driving experience benefit from a powerful battery and an optimized operating strategy.”**

Thomas Friemuth  
Vice President Product Line Panamera

