




PORSCHE

Vehicle information

Panamera 4S

S-GO 619E



➔ Individual options

➔ Standard options

➔ Technical data

➔ Vehicle pictures



Panamera



Panamera 4S E-Hybrid

Your dream becomes reality



Porsche Code: PSKXEB49

Visit the following link to view your configuration: <https://configurator.porsche.com/porsche-code/PSKXEB49>







Panamera 4S E-Hybrid




Exterior Colours & Wheels

Category	Option	Option code	Price
Exterior Colour	 Lugano Blue	01	
Wheels	 21-inch Panamera Exclusive Design wheels Exclusive Manufaktur	58F	

Interior Colours & Seats








Category	Option	Option code	Price
Interior Colours & Materials	 Race-Tex with Pepita in Black	NA	
Seats	 Comfort seats in front (14-way, electric) with memory package	Q2J	
	 Seat Heating (rear)	4A4	
	 Seat ventilation (front)	4D3	

Exterior Options




Category	Option	Option code	Price
Exterior packages	 SportDesign package carbon Exclusive Manufaktur	2D3	
Exterior design	 Side Window Trims in black (high-gloss) Exclusive Manufaktur	QJ4	
	Exclusive Design fuel filler cap Exclusive Manufaktur	2W6	
Roof and transport systems	 Panoramic roof system	3FU	



Panamera 4S E-Hybrid

Lettering and decals	 Model designation painted in Black (high-gloss) Exclusive Manufaktur	0NC	
	 'PORSCHE' logo painted in Black (high-gloss) Exclusive Manufaktur	KQ2	
Powertrain & Performance	 Rear-axle steering	0N5	
	 Porsche Torque Vectoring Plus (PTV Plus)	GH3	
	Porsche Active Ride	1P8	
	 Sports exhaust system including sports tailpipes in Dark Bronze Exclusive Manufaktur	0P9	
	Porsche Ceramic Composite Brake (PCCB) with Brake Calipers painted in Black (high-gloss) Exclusive Manufaktur	1LX	
	8-speed Porsche Doppelkupplung (PDK)	G1G	Standard Equipment
Lights & Vision	Tinted HD-Matrix LED Headlights Exclusive Manufaktur	8JU	
	 Exclusive Design Taillights Exclusive Manufaktur	8VQ	
	 Thermally and noise insulated glass including privacy glass	VW6	




Interior Options

Category	Option	Option code	Price
Interior packages & decors/materials	Carbon matt interior package Exclusive Manufaktur	5MH	
	 Accent Package silvershade	GT4	
Seatbelts & Seat Design	 Porsche Crest on headrests (in conjunction with comfort pillows in the rear) Exclusive Manufaktur	3J3	
	 Heated GT Sports steering wheel Race-Tex with steering wheel panel carbon matt	1XR	









Panamera 4S E-Hybrid

Steering wheel, gearshift/selector lever Exclusive Manufaktur

Interior design	Option	Option code
 Roof lining in Race-TeX	6NN	
Roof lining grab handles Race-TeX Kalahari Exclusive Manufaktur	ALE	
 Side Airbags in rear compartment	4X4	
 Aluminium pedals Exclusive Manufaktur	VF3	
Door sill guards carbon matt, illuminated Exclusive Manufaktur	7M8	
Fixed luggage compartment cover	3U7	
Fixed luggage compartment cover Race-TeX Kalahari Exclusive Manufaktur	AGY	

Technology

Category	Option	Option code	Price
Assistance systems	 Remote ParkAssist	FT1	
	 Porsche InnoDrive with Active Lane Keeping	P2C	
	 Lane Change Assist	7Y8	
Comfort & everyday usability	 Head-Up Display	KS1	
	 Soft-close doors	GZ2	
	Air Quality System	2V3	
	 Four-zone automatic climate control	9AH	

Panamera



Panamera 4S E-Hybrid

Infotainment

Passenger Display

JH2



BOSE® Surround Sound System

9VL



Panamera 4S E-Hybrid

Standard Equipment

Wheels

- 20-inch Panamera AeroDesign wheels

Painted Wheels

- Wheel centre set with monochrome Porsche Crest

Wheel Accessories

- Anti-theft wheel bolts
- Tyre Pressure Monitoring System (TPM)
- Tyre Mobility Set

Tires

- Summer tires 20-inch

Seats

- Comfort seats front (8-way, electric)
- Individual rear seats
- Seat heating (front)
- ISOFIX fastening system, rear

Equipment Packages

- Equipment "S"

Exterior design

- Sideskirts
- Exterior Mirror Lower Trims painted in Exterior Colour including Mirror Base painted in Black (high-gloss)
- Side Window Trims in Silver colour (high-gloss)
- Without SportDesign Package
- Door handles painted in exterior colour
- Limousine
- Active bonnet

Roof and transport systems

- Aluminum roof

Lettering and decals

- 'PORSCHE' logo in Silver colour (high-gloss)
- Silver coloured model designation (high-gloss)



Panamera 4S E-Hybrid

Powertrain & Performance

- 2.9 litre twin-turbo V6 engine / electric machine
- Four-wheel drive
- Sport Chrono Package
- Sports tailpipes silver
- Power steering plus
- Brake system with brake calipers in Red
- 80 litre fuel tank
- Starter battery
- Lithium-ion battery
- Adaptive Air Suspension including Porsche Active Suspension Management (PASM)
- 8-speed Porsche Doppelkupplung (PDK)

Lights & Vision

- Matrix LED Headlights
- Three-dimensional taillight strip
- Automatically dimming interior and exterior mirrors
- Automatically dimming exterior mirrors

Interior packages & decors/materials

- Interior package Diamar Silvershade
- Accent Package black
- Standard interior in Black

Seatbelts & Seat Design

- Head rests
- Seat belts

Steering wheel, gearshift/selector lever

- Sports steering wheel with Mode-switch
- PDK gear changer lever

Interior design

- Compass instrument dial/Sport Chrono stopwatch instrument dial black
- Fabric roof lining
- Airbags
- Side airbags in the front
- Pedals and footrest in Black
- Door sill guards in aluminium with model designation
- Sun visors for driver and front passenger
- Flexible luggage compartment roller cover
- Floor mats

Assistance systems

Panamera



Panamera 4S E-Hybrid

- Traffic sign recognition
- ParkAssist (front and rear) with visual and audible warning
- Reversing camera
- Lane Keeping Assist
- Active Speed Limit Assist
- Warn and Brake Assist incl. Pedestrian protection
- Emergency call systems eCall and bCall
- Driver Awareness Detection

Comfort & everyday usability

- Porsche Entry
- Automatic tailgate
- Driver Memory Package
- Alarm system with interior surveillance
- Particle/pollen filter with active carbon filter
- Two-zone automatic climate control, incl. parking pre-climatisation
- Non-smoking package
- Alcohol Interlock preparation

Infotainment

- Smartphone compartment with wireless charging (up to 15W)
- Digital radio
- Sound Package Plus
- Smartphone integration

Charging & Range

- Fuel/charging cover
- On-Board AC-Charger with 11 kW
- Charging Cable (Mode 3) 7,5 m



Panamera 4S E-Hybrid

Technical Data

Power unit

Number of cylinders	6
Bore	84.5 mm
Stroke	86.0 mm
Displacement	2,894 cm ³
Power (kW)	260 kW
Power (PS)	353 PS
RPM point maximum power	6,000 1/min
RPM range maximum power	5,400 - 6,700 1/min
Maximum engine speed	6,800 1/min
Max. torque	500 Nm
RPM range maximum torque	1,900 - 4,800 1/min
Power Electric Motor (kW)	140 kW
Power Electric Motor (PS)	190 PS
Torque Electric Motor	450 Nm
Power combined (kW)	400 kW
Power combined (PS)	544 PS
Torque combined	750 Nm
Max. output per liter (kW/l)	86.00 kW/l
Max. output per liter (PS/l)	117.00 PS/l

Consumption/Emissions WLTP

Fuel consumption weighted (PHEV model range)	1.4 - 1.1 l/100 km
Fuel consumption combined (sustaining) (model range)	10.4 - 9.3 l/100 km



Panamera 4S E-Hybrid

CO2-emissions combined weighted (WLTP)	33 - 24 g/km
Electrical consumption combined (depleting) (model range)	322 - 282 Wh/km
Electrical consumption combined (weighted) (model range)	286 - 260 Wh/km

Sound level (type approved based on UN-R 51)

Sound level of stationary vehicle	80 dB(A)
Sound level of stationary vehicle (rpm)	3,750 1/min
Sound level of passing vehicle	67 dB(A)

Consumption/Emissions (ECE)

Fuel consumption combined	1.8 l/100 km
Electrical consumption combined	26.9 kWh/100 km
CO2 emissions combined	40 g/km

Electric driving

Electric range combined (ECE)	96 km
Electrical top speed	140 km/h

Charging

Gross battery energy content	25.9 kWh
Net battery energy content	21.8 kWh
Charging time for alternating current (AC) with 9.6 kW (0 to up to 100 %)	3.25 h
Charging time for alternating current (AC) with 11 kW (0 to up to 100 %)	2.7 h

Body

Length	5,052 mm
Width	1,937 mm



Panamera 4S E-Hybrid

Width (with mirrors)	2,165 mm
Height	1,423 mm
Wheelbase	2,950 mm
Turning circle	11.9 m
Unladen weight (DIN)	2,255 kg
Unladen weight (EU)	2,330 kg
Permissible gross weight	2,840 kg
Maximum load	585 kg
Maximum permissible roof load with Porsche roof transport system	75 kg

Capacities

Open luggage compartment volume (up to the upper edge of the rear seats)	430 l
Largest luggage compartment volume (behind front seats, up to roof)	1,264 l

Performance

Top speed	290 km/h
Acceleration 0 - 100 km/h with Sport Chrono Package	3.7 s
Acceleration 0 - 160 km/h with Sport Chrono Package	8.6 s
Acceleration 0 - 200 km/h with Sport Chrono Package	13.7 s
In-gear acceleration (80-120km/h) (50-75 mph) with Sport Chrono Package	2.4 s

Terrain features

Slope angle, front/rear air suspension (normal ride height)	12.8 - 16.4 °
Ramp break over angle air suspension (normal ride height)	11.0 °
Max. ground clearance air suspension (normal ride height)	134 mm

Panamera




Panamera 4S E-Hybrid



Panamera



Panamera 4S E-Hybrid



Panamera



Panamera 4S E-Hybrid

