




Porsche Teens

TOBIAS PAHLKE RYSUJE HISTORIĘ POWSTANIA PORSCHE 911 TARGA.



Modele Porsche Targa
 Zużycie paliwa, cykl łączony: 10,4–11,1 l/100 km
 Emisja CO₂, średnia: 236–253 g/km